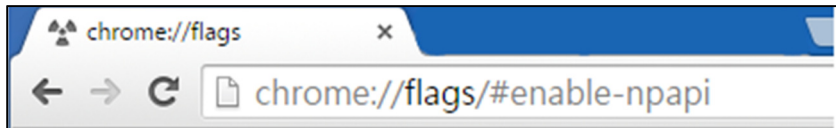


Java Runtime Failed to Load

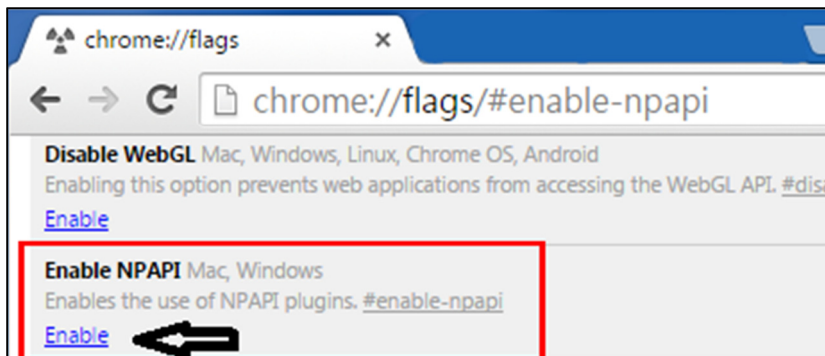
Device Setup is unable to load Java Runtime. Your computer is currently running Chrome version 42, Chrome has disabled the standard way in which browsers support plugins.

To enable java Runtime Plug in Chrome Version 42+ follow the next steps:

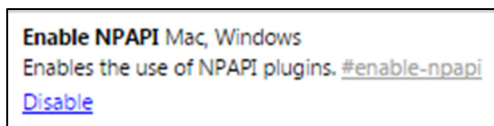
- In your URL bar, enter: <chrome://flags/#enable-npapi>



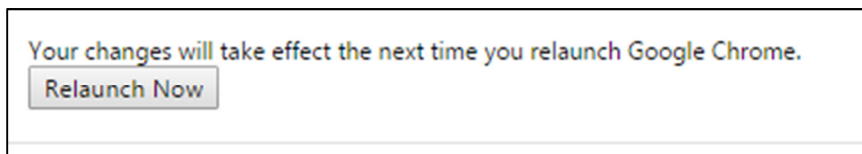
- Click the Enable link for the Enable NPAPI configuration option.



- When the Enable NPAPI option shows up with a "Disable" link, it has been correctly enabled.



- Scroll down to the bottom of the Chrome window and click the "Relaunch now" button.



Chrome must be launched in order for these changes to take effect.

Please close all the chrome browser windows before attempting setup again.

Note: Alternatively you could use Internet Explorer (IE) Browser to do device setup, IE is not affected by this issue.

For additional help or questions, visit <http://support.tricascade.com> or contact us at: support@tricascade.com.